
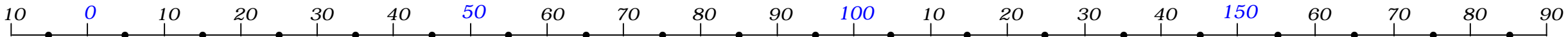



110 Tower Bldg. - Low slope roof areas - 110 SE 6 Street, Ft. Lauderdale, Florida

August 5, 2010



Graphic Sheet



Moisture Legend

| | |
|------------------------------|--------------------------|
| Rigid Insulation (0 - 27) | Brick Pavers (0 - 27) |
| Dry Subsurface | Dry Subsurface |
| (28 - UP) | (28 - UP) |
| Wet Subsurface | Wet Subsurface |

Penetrations

| | |
|---|-----------------|
| ● | Vent Stack |
| ⊙ | Soil Vent Stack |
| □ | Penetration Pan |
| Ⓥ | Vent Curb |
| ⊠ | Concrete Curb |
| ⊕ | Interior Drain |
| ① | Photo Location |

